
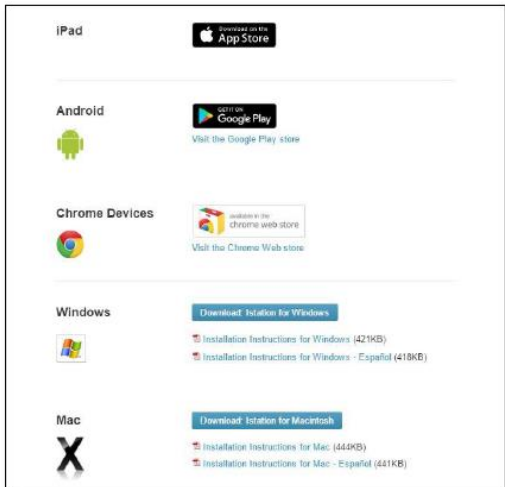
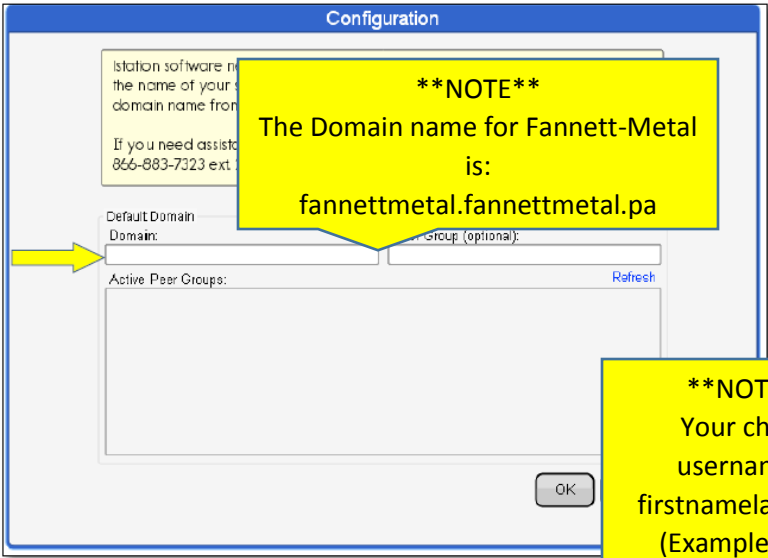



# Istation Home for Parents

This visual guide will assist you in setting up and using Istation Home, which will allow your child to access Istation from home.

<p><b>Step 1:</b> Go to the Web site <a href="http://www.istation.com">www.istation.com</a> and click on <b>Download &amp; Technical Info</b>.</p>	
<p><b>Step 2:</b> Click the appropriate button to download Istation for Windows or Macintosh.</p> <p>iPad, Android, and Chromebook devices can download the application from the corresponding app store.</p>	
<p><b>Step 3:</b> Click on the desktop app. The first time you log in, you will be prompted to type your child's school name in the domain field. Domain name format is school.district.state (e.g., mcnair.dallas.tx).</p> <p>If you have children at different campuses, they will need to log in under different domains. This can be done two ways.</p> <ol style="list-style-type: none"> <li>1. Type the following login information: User name: config Password: config Enter the correct campus or domain for the student logging in, and then click <b>OK</b>.</li> <li>2. Download the program a second time and set it up with the domain for the specific campus. You will then want to save this file to a new location. Contact Support for assistance.</li> </ol>	
<p><b>Step 4:</b></p> <ol style="list-style-type: none"> <li>A. Enter the user name and password provided by your classroom teacher.</li> <li>B. Click the <b>OK</b> button.</li> </ol>	 <div data-bbox="1308 1455 1601 1976" style="border: 2px solid yellow; padding: 5px;"> <p><b>**NOTE**</b> Your child's username is firstnamelastinitial (Example: John Doe's username would be "johnd") Your child's password is his/her initials twice. (Example: John Doe's password would be "jdjd")</p> </div>

**\*\*NOTE\*\***

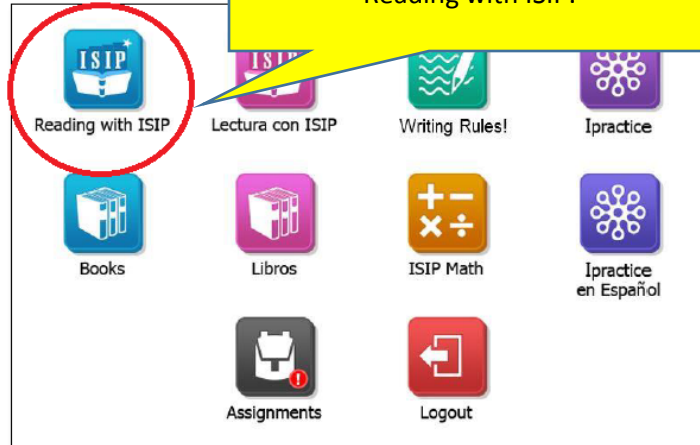
Fannett-Metal students use  
"Reading with ISIP."

**Step 5:**

Select one of the following:

- Reading with ISIP\* – personalized instructional path
- Lectura con ISIP\* – personalized instructional path
- ISIP Math\* – personalized instructional path
- Books – interactive books
- Writing – Writing Rules! with Calvin Cool (3rd – 8th grade)
- Ipractice – student-selected activities from the Istation curriculum
- Ipractice en Español – student-selected activities from the Istation curriculum
- Assignments – extra practice activities assigned by the teacher

\*based on your district/campus subscription



**Accessing Parent Portal:**

1. Parents may go to Istation's Parent Portal online at [www.istation.com](http://www.istation.com).
2. Enter [www.istation.com](http://www.istation.com) in your Web browser and click on **Login**.
3. The first time you log in, you will be prompted to select your child's school. Type the school information in the search box and then click the **Search** button.
4. Then type your child's login information as provided by his or her teacher and click **Log In**.

**Parent Portal Login**

A variety of resources are available to reinforce children's learning at home, including . . .

- Resources
  - Printable lessons
  - Lexile – Find A Book
- Data
  - Usage
  - Student Summary Handout
  - Skill Growth
  - Writing Rules!

Reading Math Spanish 7 Essentials Contact Us MORE Download & Technical Info Login

**Log In: Find Your Campus**  
Step 1 of 2  
To log in to the Istation classroom management and student report Web site, you must specify your location so that we can properly identify your account.

Search by Your Campus, District or Istation Domain Name  
Find Your Campus Search

**User name** Forgot User Name?  
**Password** Forgot Password?  
Log In  
Forgot User Name or Password?

**Istation at Home**  
Welcome to the Istation Parent Portal. Your school has chosen to equip you with the tools you need to improve your child's reading growth. We are excited to partner with you as a parent to reinforce your child's learning outside of the classroom. [Download Istation](#)

**Mandy Owens**  
Grade: 2nd Grade  
Campus: Istation Demo

**This Week**  
0 minutes

**Last Week**  
0 minutes

Last Login: 11/19/2015 11:46 AM

**Reading Spanish**  
Minutes By Month  
Average Minutes Per Month: 11 Current Tier: 1  
Current Reading Program Cycle: 5 [Go to resources >>](#)  
Lexile Student Measure: 265L [Find A Book >>](#)

**Reports**  
We keep you informed through easy-to-read Web-based reports. Istation reports allow you to watch your child's progress by summarizing his or her growth throughout the school year.  
[Go to reports](#)

**Resources**  
We offer a variety of support materials and activities to help you reinforce your child's learning at home. Suggested activities are based on the current instruction your child is receiving within the computer program. Use your child's current cycle placement to choose activities.  
[Go to resources](#)

**Lexile® – Find A Book**  
ISIP™ Reading comprehension scores are now correlated to Lexile reader measures. Students are given a Lexile score every time they take the ISIP comprehension subtest. To find books that are in the range of your child's reading ability use the Find A Book link. [Find A Book >>](#)

**Books Library**  
A student virtual library is available in Istation. The library contains the books that your child has previously read in the program. You can allow your child to re-read these books on his or her own, read them to you, or print them to read later. The library can be accessed by having your child click the "Books" button after logging into the program on the computer.